



Innovation at Work



EDGE TR516 TROMMEL SERIES


www.powers.pl



designengineeringinnovation



COMPACT, FLEXIBLE SCREENING



PRODUCT HIGHLIGHTS



KEY HIGHLIGHTS

FUEL CONSUMPTION 12-15 LTR/HR LITRES (3-4 USG) PER HOUR

Innovatively designed for fuel efficiency and low operating costs

1.54m (5') X 4.9m (16') long drum provides excellent screening results.

180° Radial Conveyor creates impressive stockpile volumes

Various aperture meshes, punch plate panels, fully welded punch plate drums with scrolls available.

Highly efficient hydraulic drive system with Intelligent load sensing.

Designed for easy transport from site to site, making it perfect for the rental market.

BEST OF BOTH WORLDS WITH THE 180° RADIAL FINES CONVEYOR



The EDGE Innovate TR516 trommel range has been designed for mid to large scale operations that may be constrained for space. Designed with durability in mind, the robust TR516 trommel range has proven capabilities in the recycling, composting and construction & demolition industries.

Thanks to design features such as the sixteen foot long barrel, variable speed control and a feed conveyor with intelligent load sensing controls; the EDGE 516 screening trommel is able to produce top-quality fine materials such as compost, gravel, sand and topsoil with ease. Various mesh sizes and barrel types are available for optimum screening performance.

By engineering a compact trommel with a radial discharge conveyor, the TR516 trommel has been able to maintain the benefits of a side conveyor product with all the advantages of an end conveyor offering.

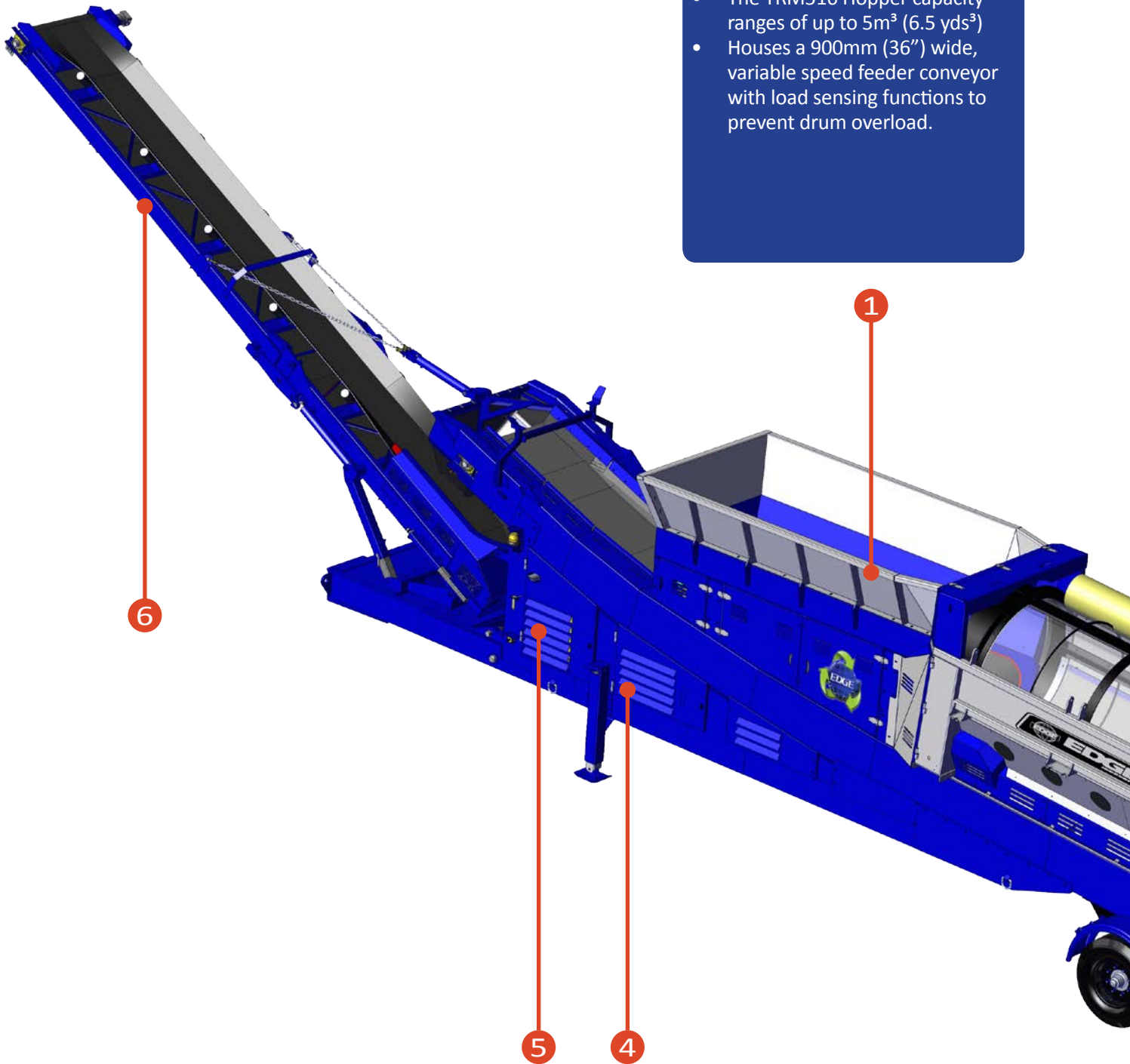
DESIGN FEATURES

EDGE Innovate have worked tirelessly to ensure our products are of the highest quality. We only ever use parts and products that have been developed, tested and proven to provide optimal performance and reduce operating and maintenance costs. Every part is vital for uptime and performance.




HOPPER

- The TRM516 Hopper capacity ranges of up to 5m³ (6.5 yds³)
- Houses a 900mm (36") wide, variable speed feeder conveyor with load sensing functions to prevent drum overload.



2



DRUM (BARREL)

- The 1.5m (5') X 4.9m (16') long drum with a built in screening angle of 5°.
- Driven via a direct 4 wheel drive system with a forward/reverse function and variable drum speed.
- Various aperture meshes, punch plate panels, fully welded punch plate drums with scrolls are available.

3



OVERSIZE CONVEYOR

- A heavy duty 900mm (36") wide conveyor providing a discharge height up to 3.2m (10'7").
- Impact bars as standard absorbs the impact of material, prolonging the lifetime of the belt.
- Hydraulic head fold function enables for quick transfer from transport to operational mode.

4

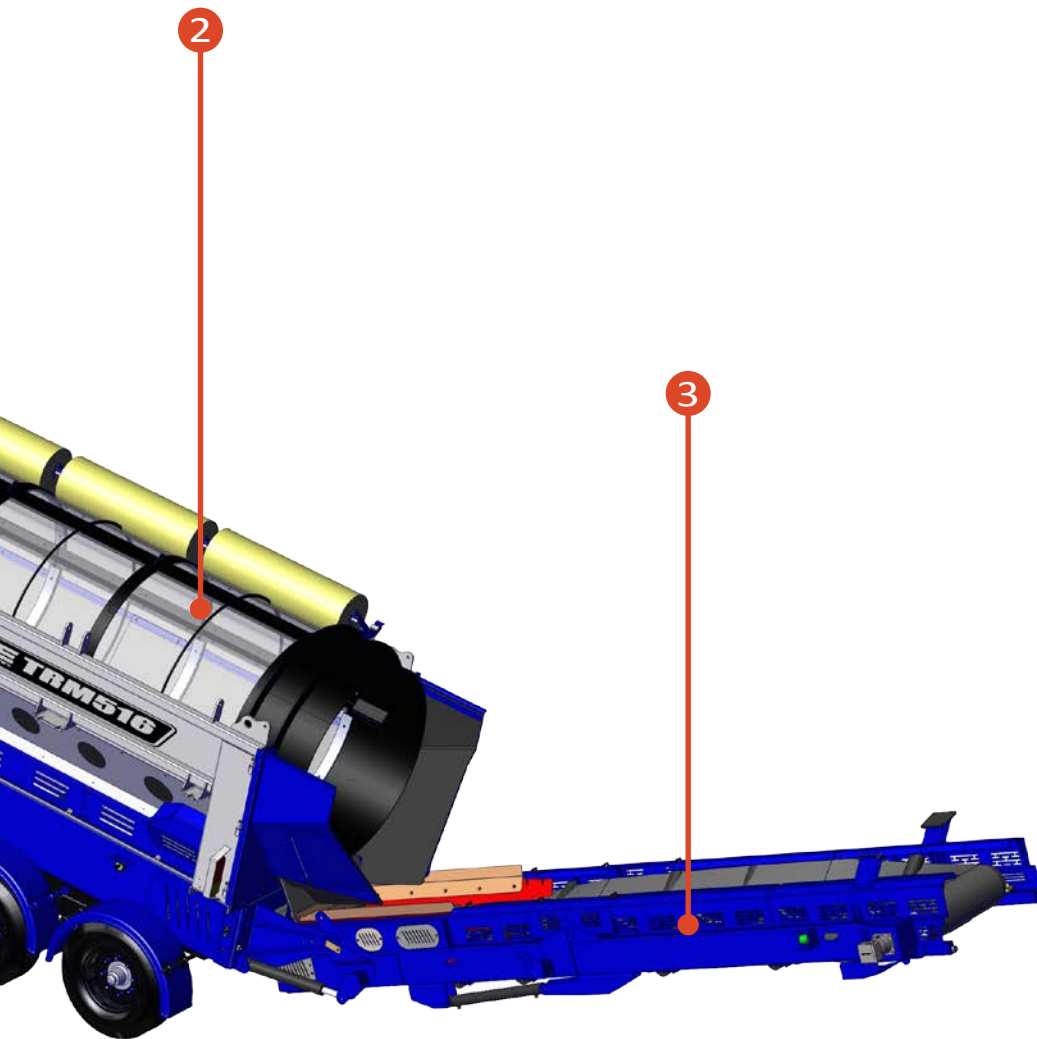


HYDRAULIC CONTROL SYSTEM

- Using pressure transducer technology the drum and feeder work in tandem.
- Pressure to drive the drum is constantly monitored, if becomes too high, the feeder will automatically reduce speed, if pressure continues, the feeder will slow down again to an eventual stop. Ensures against overload and asset damage.

2

3



5



POWERUNIT

- Powered by a CAT C4.4 engine producing 74Kw (90HP) at 1900RPM.
- Encompasses a Hydraulic Tank with 500ltr (132USG) capacity and a Diesel Tank of 450ltr (118USG) capacity.

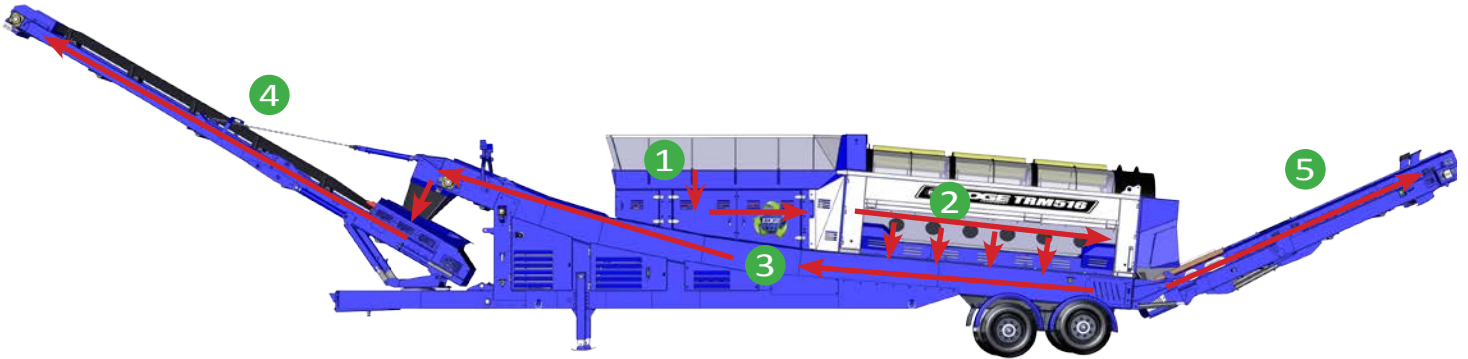
6



RADIAL FINES CONVEYOR

- The 180° radial fines conveyor consists of a 900mm (36") wide belt providing a discharge height of up to 5.3m (17'6").
- Hydraulic folding function enables for quick transfer from transport to operational mode.

STAGES OF SEPARATION



Feeder

- Intelligent hydraulic load sensing system to prevent overload. Feeder belt speed varies depending on drum pressure.
- Variable belt speed



Screening (Drum/barrel)

- Material is screened via the 1.5m (5') X 4.9m (16') long drum.
- Variable screening angle.
- Variable drum speed depending on application adjusted via hydraulic controls.



Collection Conveyor

- 1200mm (48") wide collection conveyor
- Carries screen material from drum to radial conveyor
- The combination of steep drum hopper sides and extremely wide collection conveyor prevent material bridging.



Radial Conveyor

- 180° Radial conveyor with hydraulic working angle adjustment.
- Discharge height of 5.3m (17'6").
- Working angle adjustment via hydraulic control valve.
- Remote radial left / right functionality available.



Oversize Conveyor

- Hydraulic telescopic oversize conveyor.
- Stockpiles oversize material from drum via it's 900mm (36") wide belt.
- Conical stockpile of 79m³ (103yrd³).



ADDITIONAL OPTIONS

TRM516 - Mobile Trommel



Mobile trommel is perfect for customers with multiple sites or for the rental market

TRS516 - Static Trommel



Option of hydraulic or direct electric. Suitable for indoor and outdoor applications

Diesel / Hydraulic



Cat4.4 74Kw (90HP)
Tier 3 / 3B & Tier 4 Final engines available

Drum Types



Various drum types, mesh apertures, punch plates and spiral drums available

Double Cleaning Brushes



Double hydraulic drum cleaning brushes available for tough screening tasks

Oversize conveyor



900mm (36") Oversize conveyor with a discharge height of 3.2m (10'7")

Radial Conveyor



180°, 900mm (36") Radial Fines conveyor with a hydraulic head fold

Twin Braking Axle



Twin braking axle required when discharge conveyors added

Overband Magnet




Overband magnet fitted to collection conveyor to extract ferrous metal

Hopper Extensions



Increase hopper capacity from 2m³ (2.6 yds²) - Std. to 5m³ (6.5 yds²)

Reversible Fan



Reversible fan recommended for dusty applications such as wood chip



TECHNICAL SPECIFICATIONS

Machine	*Feed-In Height	Screening Area	Collection Conv. Discharge Height	Oversize Conv. Discharge Height	Fines Discharge Height
TRM516	3.4m (11'14)	18.6m ² (22.2 yds ²)	3.5m (11'6")	N/A	N/A
TRM516 w/conveyors	4m (13'1)	24.8m ³ (22.2 yds ²)	N/A	3.2m (10'7")	5.3m (17'6")

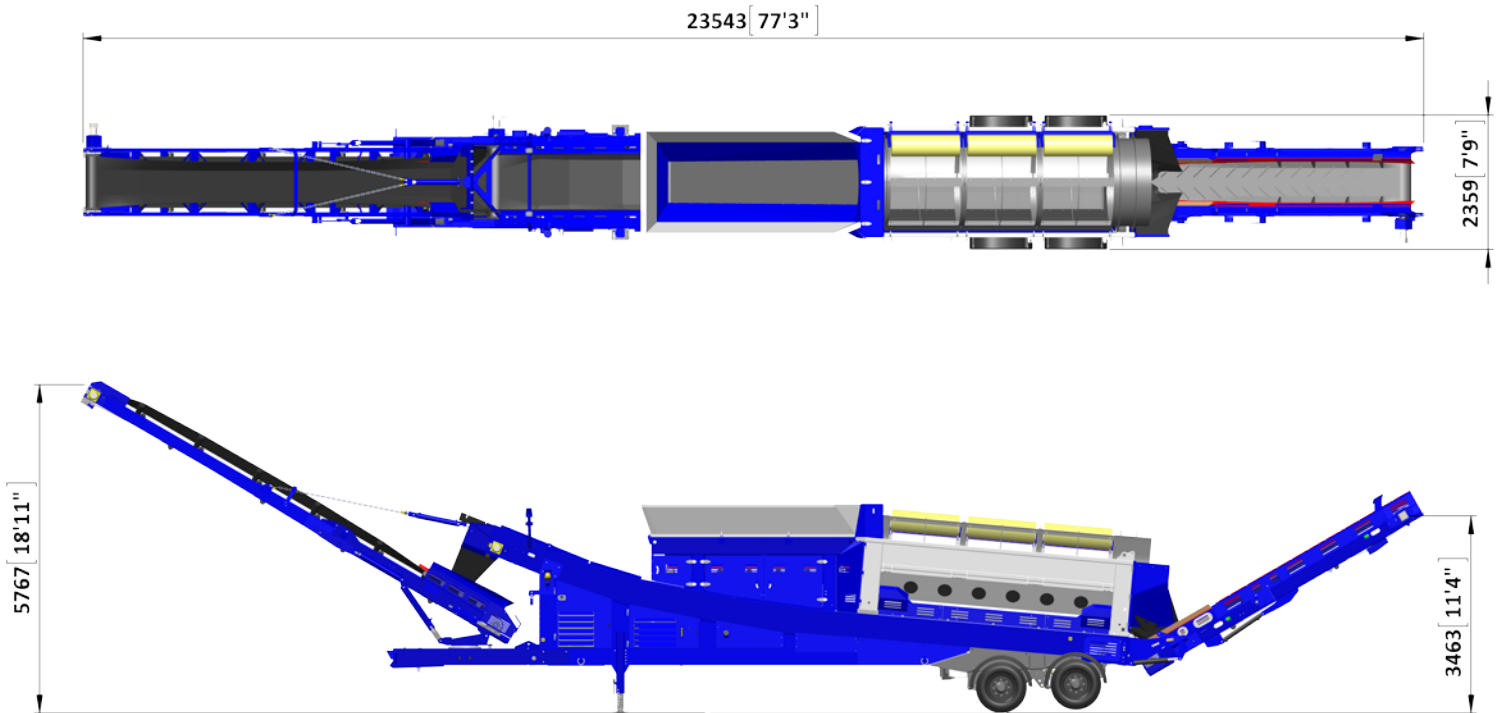
TRANSPORT DIMENSIONS

Machine	*Weight	Height	Length	Width
TRM516	15.5 Tonnes (17UST)	3.4m (11'14)	11.7m (38'4")	2.3m (7'7")
TRM516 w/conveyors	18.5 Tonnes (20.3UST)	4m (13'1")	15.5m (51")	2.3m (7'7")

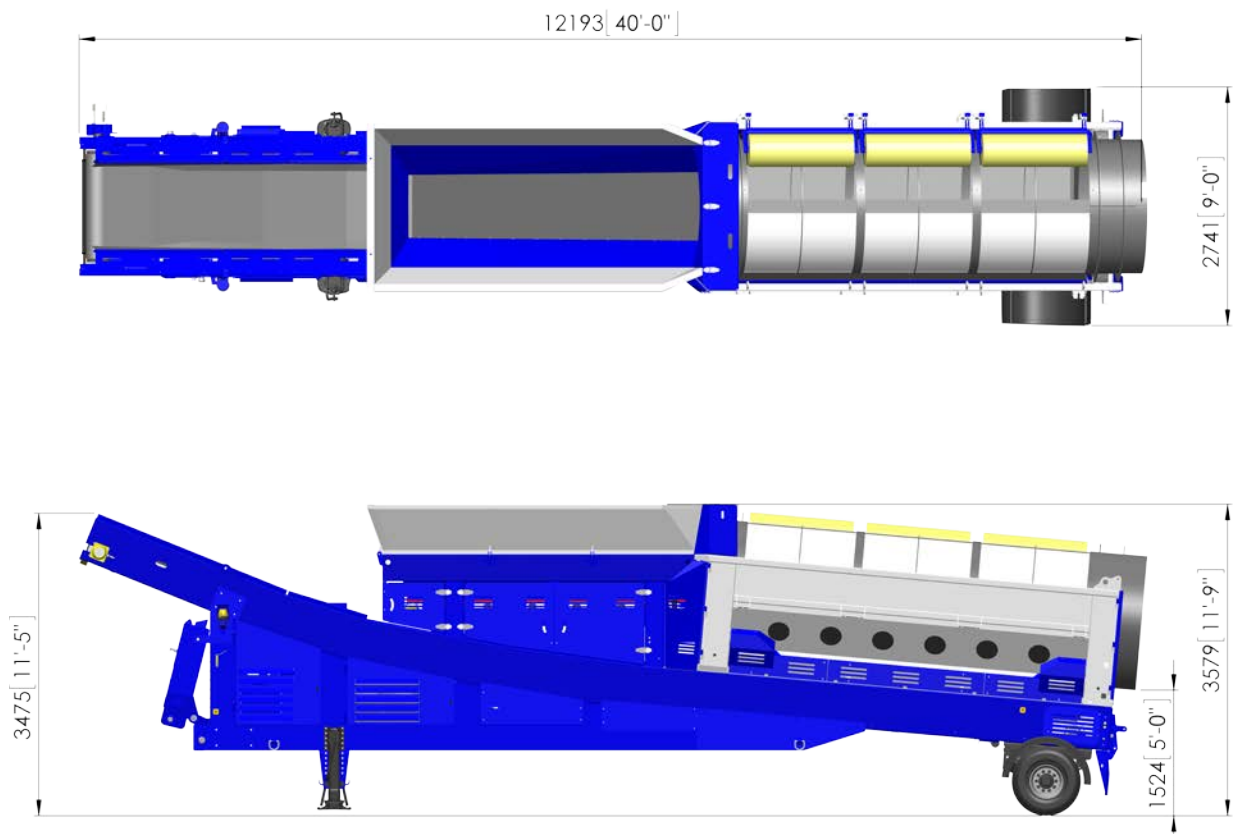
OPERATING DIMENSIONS

Machine	Height	Length	Width
TRM516	4m (13'1")	12.6m (41'4")	2.3m (7'7")
TRM516 w/conveyors	5.3m (17'6")	23.4m (76'9")	2.3m (7'7")

TRM516 OPERATIONAL DIMENSIONS



TRM516 OPERATIONAL DIMENSIONS (Single Axle)



WE ARE HERE WHEN IT MATTERS MOST



PRODUCT AND TECHNICAL SUPPORT

With our ethos of "Innovation at Work", EDGE not only persist in pushing the boundaries of design and manufacturing to produce hard working, quality machinery, we also bring that same ethos to our aftersales service in order to bring real benefits to customers right across the world. At EDGE we like to see the sales transaction as the start of a long-term partnership. Our goal is to offer the best customer support in the market for the lifetime of the unit. EDGE has reinvested and expanded our aftersales department in order to streamline and provide the customer support we believe our customers deserve.



Top Availability

Our Aftersales Support Team are readily available for all our customer needs. We are just a call away, all day, every day.




Top Speed

Express service parts available. No customer expects a long wait for replacement parts.



Top Priority

The market rightly demands quick up-time. To make sure of this, we work tirelessly with our international couriers.



Top Satisfaction

We track every despatch, keeping you informed all the way to ensure you are totally satisfied.

Welcome to our Comfort Zone...



Innovation at Work



**SPARE
AND WEAR
PARTS**

+44 (0)28 8774 0525

www.edgeinnovate.com/spares

aftersales@edgeinnovate.com

Edge Innovate's dedicated Aftersales, Spare Parts & Technical Support team, focus entirely on helping you the customer keep your machines running. We have a stock of £10m of spares in Ireland alone, along with other spare parts hubs in strategically positioned depots. Give us a call or email us today and use our stock and experience for your advantage!



Innovation at Work



Compact, Flexible Screening...

TR516 SERIES

TRACK / MOBILE RADIAL TROMMEL

+44 (0)28 8774 0525

www.edgeinnovate.com

info@edgeinnovate.com



Innovation at Work

EDGE TR622 TROMMEL SERIES



designengineeringinnovation



SMART, PRECISE & EFFICIENT...



PRODUCT

HIGHLIGHTS



KEY HIGHLIGHTS

FUEL CONSUMPTION
12-15 LTR/HR LITRES
(3-4 USG) PER HOUR

Available in Mobile, Track or Static chassis formats.

HMI Control Panel provides easy fine tuning for accurate application performance.

Various aperture meshes, punch plate panels, fully welded punch plate drums with scrolls available.

Innovative design of feeder allows for ease of drum removal and mesh change.

Highly efficient hydraulic drive system with Intelligent load sensing.

180° Radial Conveyor creates impressive stockpile volumes

2m (6'9") X 6.9m (22'6") long drum provides excellent screening results.

The most fuel efficient Trommel available
...anywhere!



The TR622 Trommel combines high production rates with ease of use in a robust, portable and versatile screening plant that is ideal for applications such as top soil, recycling, composting and is proven in construction and demolition waste.

The TR622 incorporates impressive design features such as the 180° Radial conveyor, unique load sensing hydraulic drive system, eco-power saving functionality and a user friendly HMI control panel enabling easy adjustment to suit varying applications.

A quick drum exchange is facilitated via the hydraulic sliding feeder, enabling operators to simply lift out the existing drum to be replaced with the various drum types available.

The TR622 Series is available as a track, wheel or static chassis configuration.

APPLICATIONS



Mulch production- Canada

SMART, PRECISE & EFFICIENT

The TR622 Series caters for a wide range of applications, whether it is industries such as the aggregate, skip waste management or those wishing to process industrial and demolition waste. Thanks to design features such as the 22ft long drum, the TR622 is able to produce top-quality fine materials such as compost, gravel, sand and top-soil with ease. Enhanced screening results are achieved by material spending a greater amount of time in the longer drum combined with the optional high-throw aggressive screening action. The TR622 boasts a four wheel direct drive system, hydraulic variable speed control drum with forward/reverse functionality and feeder conveyor with load sensing controls preventing overload, asset damage and reduced fuel consumption.

Steep sided hopper bin sides combined with a larger drum opening and extremely wide collection conveyor prevents material bridging and spillage.



Natural Disaster Clean-up - Japan



Wood Waste -England



APPLICATIONS

- Construction and Demolition waste
- Sand and Gravel
- RDF processing
- Organic Waste
- Topsoil
- Wood Waste
- Skip Waste
- Commercial and Industrial waste
- Green Waste
- Landfill reclamation



Construction & Demolition Waste- Ireland



Landfill Reclamation - France



Mulch production - Australia



Topsoil production - Finland



Aggregate screening - Sweden



Mulch colour dyeing - USA



Coal screening- USA

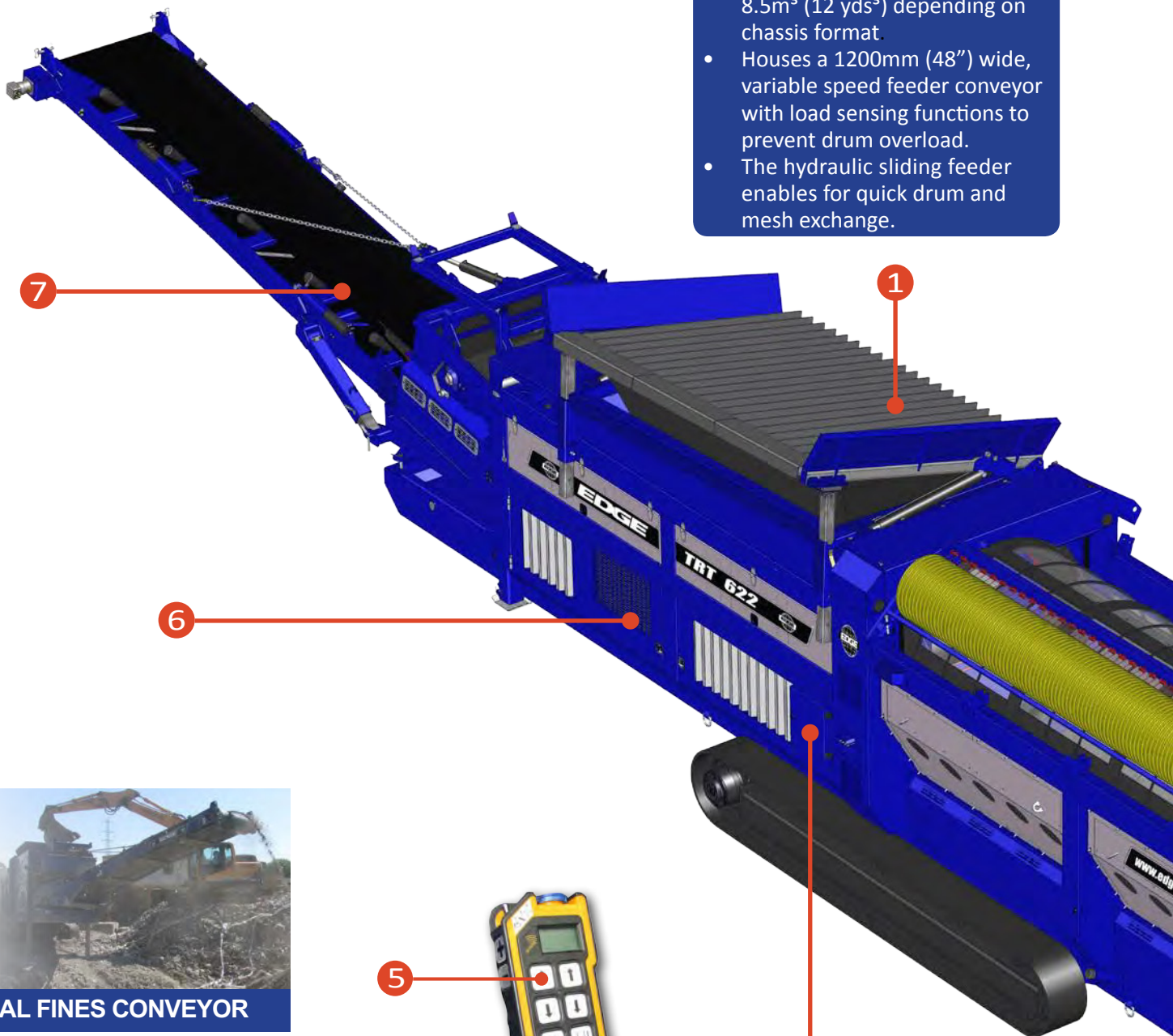
DESIGN FEATURES

EDGE Innovate have worked tirelessly to ensure our products are of the highest quality. We only ever use parts and products that have been developed, tested and proven to provide optimal performance and reduce operating and maintenance costs. Every part is vital for uptime and performance.



HOPPER

- The TR622 Hopper capacity ranges from 7.5m³ (9.8 yds³) to 8.5m³ (12 yds³) depending on chassis format.
- Houses a 1200mm (48") wide, variable speed feeder conveyor with load sensing functions to prevent drum overload.
- The hydraulic sliding feeder enables for quick drum and mesh exchange.



RADIAL FINES CONVEYOR

- The 180° radial fines conveyor consists of a 1050mm (42") wide belt providing a discharge height of up to 5.9m (16'10")
- Hydraulic folding function enables for quick transfer from transport to operational mode.



4

2



DRUM (BARREL)

- The 2m (6'9") X 6.9m (22'6") long drum provides excellent screening results.
- Driven via a direct 4 wheel drive system with a variable drum speed.
- Various aperture meshes, punch plate panels, fully welded punch plate drums with scrolls are available

3



OVERSIZE CONVEYOR

- A telescopic, heavy duty 1050mm (42") wide conveyor provides a discharge height of up to 4m (13'1").
- Impact bars as standard absorbs the impact of material, prolonging the lifetime of the belt.
- Hydraulic head fold function enables for quick transfer from transport to operational mode.

4



CONTROL PANEL

- Interface provides easy fine tuning for accurate application performance.
- Panel displays Engine load, hydraulic temp & pressures and fuel consumption while machine is still operating.
- Automatic start-up, eco-saving idle mode and overload prevention system prevents asset damage.



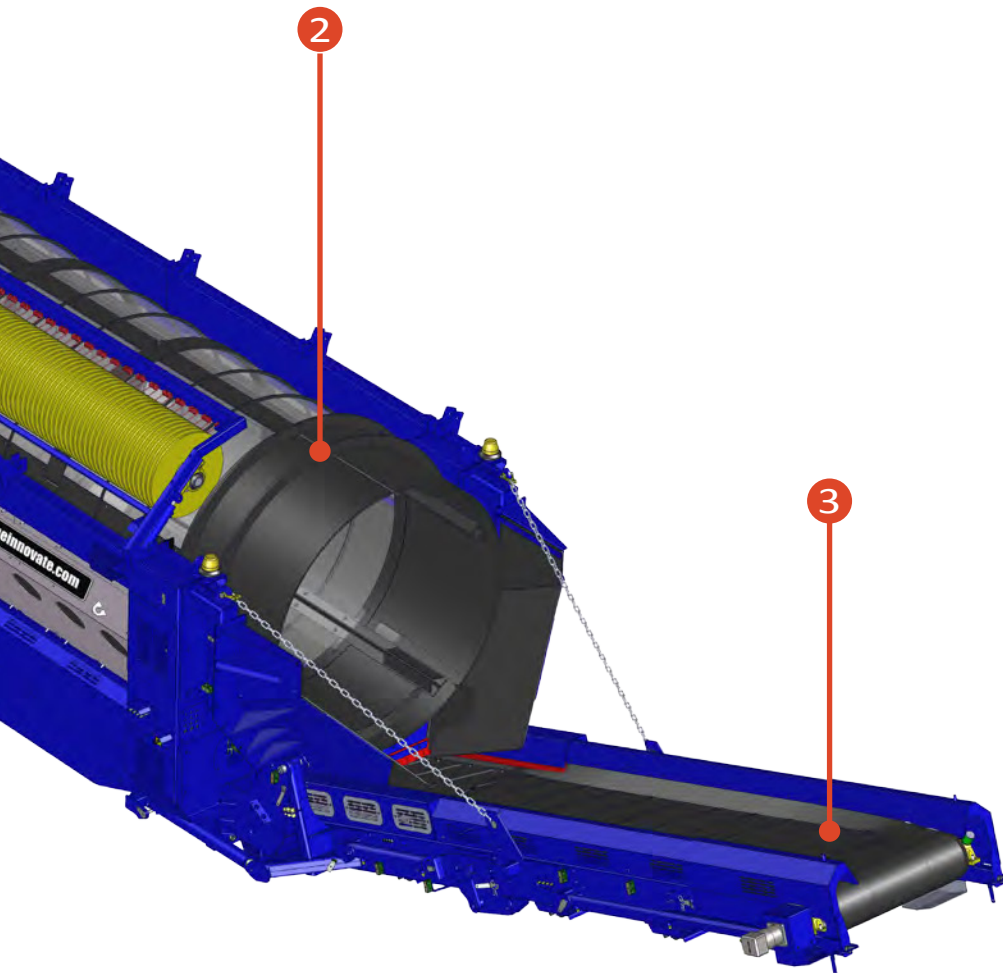
REMOTE

- A number of features can be controlled via the radio remote.
- Including; start/stop unit function, tipping grid with time up/down function, raise/lower front & rear jacklegs, variable engine speed, rotate radial conveyor, adjust feeder belt speed and a machine shutdown button.

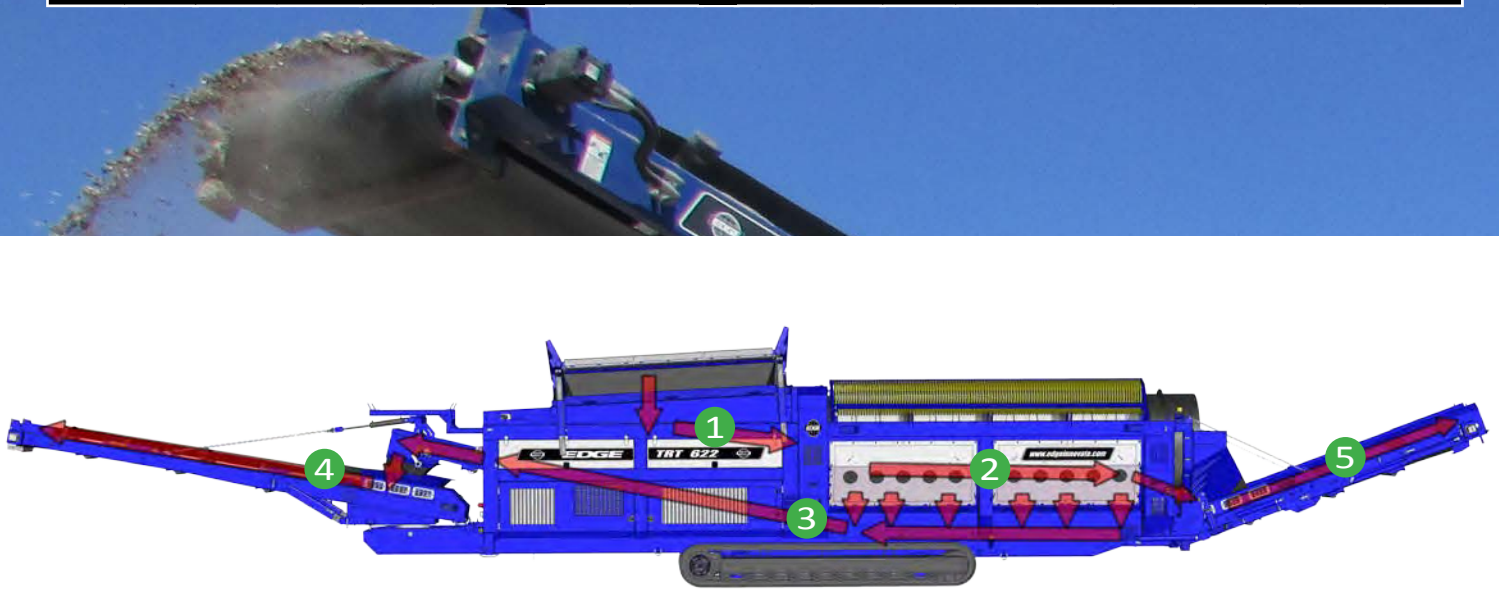


POWERUNIT

- Powered by a CATERPILLAR C4.4 industrial power unit.
- Load sensing system decreases running cost with automatic shut-down as standard.
- Average fuel consumption of 12-15 Ltr/hr. (3-4USG).



STAGES OF SEPARATION



Feeder

- Intelligent hydraulic load sensing system to prevent overload. Feeder belt speed varies depending on drum pressure in automatic mode
- Variable belt speed
- Belt speed can be adjusted via the control panel and remote control



Screening (Drum/barrel)

- Material is screened via the 2m (6'9") X 6.9m (22'6") long drum
- Variable screening angle
- Variable drum speed depending on application adjusted via control panel



Collection Conveyor

- 1500mm (60") wide collection conveyor
- Carries screen material from drum to radial conveyor
- The combination of steep drum hopper sides and extremely wide collection conveyor prevent material bridging.



Radial Conveyor

- 180° Radial conveyor with hydraulic working angle adjustment
- Discharge height of 5m (16'5") -TRM / 4.9m (16') -TRT
- Working angle adjustment via hydraulic control valve
- Remote radial left / right function available



Oversize Conveyor

- Hydraulic telescopic oversize conveyor
- Stockpiles oversize material from drum via it's 1050mm (42") wide belt
- Conical stockpile of 34m³ (44 yds³) - TRT / 95m³ (124 yds³) - TRM





HYUNDAI

EDGE

TRT 622

FORMATS



TRACK DRIVEN

DIESEL/ HYDRAULIC

TRT622



MOBILE SEMI-TRAILER

DIESEL/ HYDRAULIC

ELECTRIC/ HYDRAULIC

TRM622



STATIC

HYDRAULIC

ELECTRIC

TRS622



ADDITIONAL OPTIONS

TRT622- Track Trommel



Fully tracked for on-site manoeuvrability

TRM622 - Mobile Trommel



Mobile trommel is perfect for customers with multiple sites or for the rental market

TRS622 - Static Trommel



Option of hydraulic or direct electric. Suitable for indoor and outdoor applications

Diesel / Hydraulic



Cat4.4 96Kw (129HP)
Tier 3 / 3B & Tier 4 Final engines available

Dual Power (TRM622)



Provides operators with two running options; Diesel / hyd. or Electric/ hyd.

Live Head



Twin deck vibrating grid with remote tipping function.

Tipping Grid



Option of manual or remote tipping grids available with various bofor bars

Drum Types



Various drum types, mesh apertures, punch plates and spiral drums available

Overband Magnet




Overband magnet fitted to collection conveyor to extract ferrous metal

Lighting Board



Lighting boards available for road towing. Must specify voltage

Reversible Fan



Reversible fan is recommended for dusty applications such as wood chip

Double Cleaning Brushes



Double hydraulic drum cleaning brushes available for tough screening tasks



TECHNICAL SPECIFICATIONS

Machine	Feed-In Height	Drum Dimensions	Override Discharge Height	Override Stockpile Volume	Fines Discharge Height	Fines Stockpile Volume
TRT622	3.66m (12')	2m (6'9") X 6.9m (22'6")	3.5m (11'6")	34m ³ (44 yds ³)	4.9m (16')	1056m ³ (1381 yds ³)
TRM622	3.2m (10'6")	2m (6'9") X 6.9m (22'6")	4m (13'1")	95m ³ (124 yds ³)	5m (16'5")	1064m ³ (1392 yds ³)
TRS622	N/A	2m (6'9") X 6.9m (22'6")	N/A	N/A	N/A	N/A

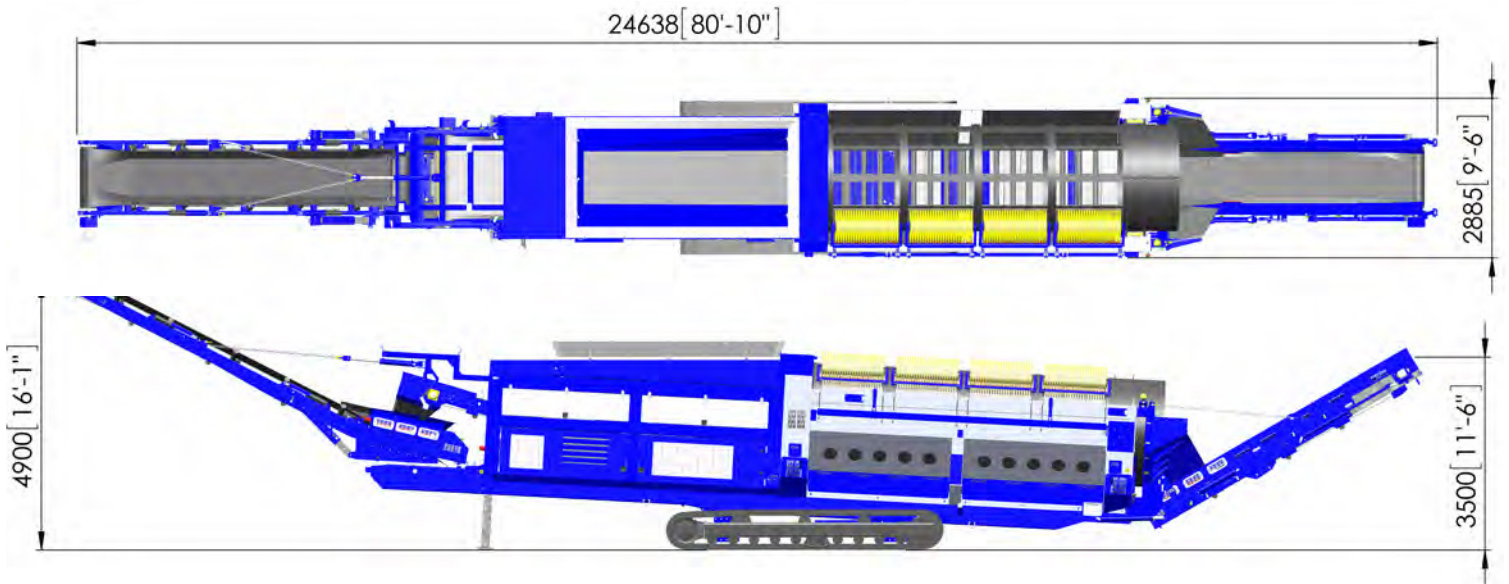
TRANSPORT DIMENSIONS

Machine	*Weight	Height	Length	Width
TRT622	36.5 Tonnes (40.2UST)	3.4m (11'2")	15.9m (52'2")	2.9m (9'5")
TRM622	32 Tonnes (35.2UST)	4.1m (13'6")	18.4m (60'4")	2.9m (9'5")
TRS622	11 Tonnes (12UST)	2.7m (8'11")	8.6m (28' 5")	2.7m (8'11")

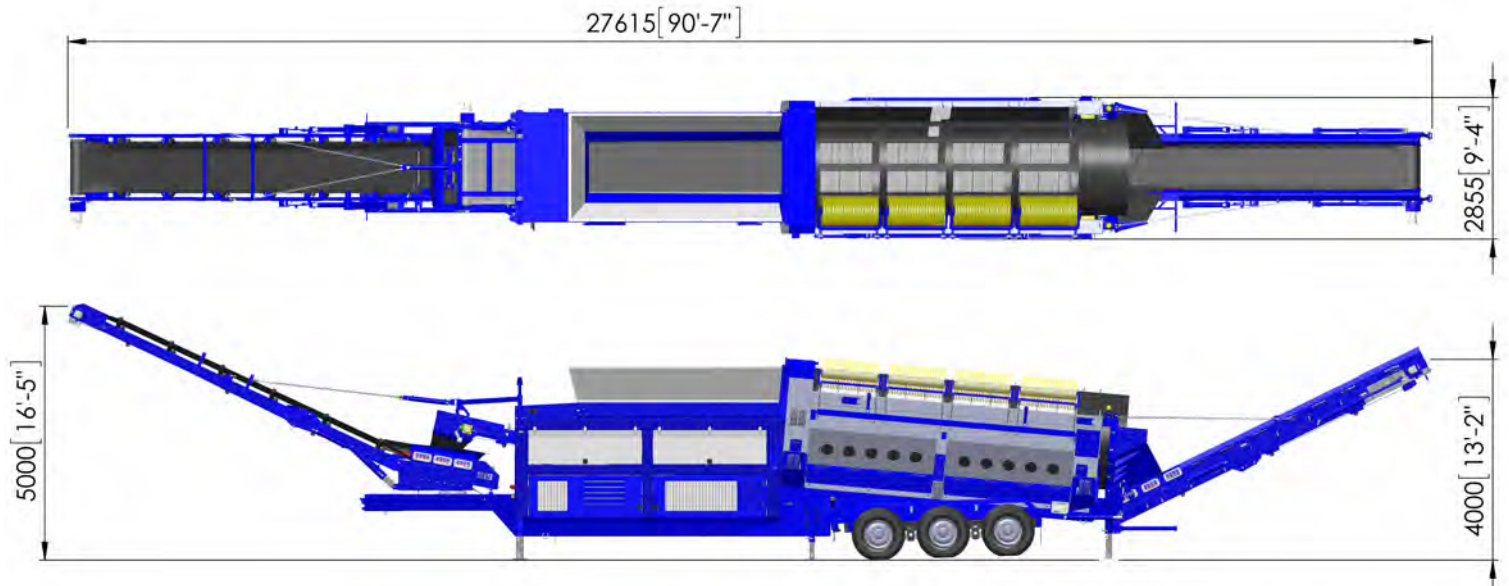
OPERATING DIMENSIONS

Machine	Height	Length	Width
TRT622	5m (16'5")	24.8m (81'2")	2.9m (9'5")
TRM622	5m (16'5")	27.7m (90'9")	2.9m (9'5")
TRS622	2.7m (8'11")	8.6m (28' 5")	2.7m (8'11")


TRT622 OPERATIONAL DIMENSIONS



TRM622 OPERATIONAL DIMENSIONS



TRS622 OPERATIONAL DIMENSIONS



WE ARE HERE WHEN IT MATTERS MOST



PRODUCT AND TECHNICAL SUPPORT

With our ethos of "Innovation at Work", EDGE not only persist in pushing the boundaries of design and manufacturing to produce hard working, quality machinery, we also bring that same ethos to our aftersales service in order to bring real benefits to customers right across the world. At EDGE we like to see the sales transaction as the start of a long-term partnership. Our goal is to offer the best customer support in the market for the lifetime of the unit. EDGE has reinvested and expanded our aftersales department in order to streamline and provide the customer support we believe our customers deserve.



Top Availability

Our Aftersales Support Team are readily available for all our customer needs. We are just a call away, all day, every day.




Top Speed

Express service parts available. No customer expects a long wait for replacement parts.



Top Priority

The market rightly demands quick up-time. To make sure of this, we work tirelessly with our international couriers.



Top Satisfaction

We track every despatch, keeping you informed all the way to ensure you are totally satisfied.

Welcome to our Comfort Zone...



Innovation at Work



**SPARE
AND WEAR
PARTS**

+44 (0)28 8774 0525


www.edgeinnovate.com/spares

aftersales@edgeinnovate.com

Edge Innovate's dedicated Aftersales, Spare Parts & Technical Support team, focus entirely on helping you the customer keep your machines running. We have a stock of £10m of spares in Ireland alone, along with other spare parts hubs in strategically positioned depots. Give us a call or email us today and use our stock and experience for your advantage!



Innovation at Work



Smart, Precise & Efficient...

TROMMEL SERIES

TRACK / MOBILE RADIAL TROMMEL

+44 (0)28 8774 0525

www.edgeinnovate.com

info@edgeinnovate.com